



FOREST LIGHTING

Sustainable illumination



LED Troffer 2'x2' and 2'x4'



Dimmable

Forest Lighting LED troffers combine uniform illumination with very high efficacy. Designed for visual comfort in the space below, they provide a pleasing environment while qualifying for the highest classification of utility rebates. The architectural design makes them ideally suited for any type of interior space such as offices, schools, hospitals, elder care facilities and retail locations. Forest Lighting LED troffers can save 30% on electric bills, are DLC Premium qualified, and are engineered to pair with multi-level lighting controls.

FEATURES & BENEFITS

- Suitable for retrofit and new construction
- Easy and quick to install
- Suitable for standard T-Bar lay-in or suspended mount applications
- System efficacy up to 146lm/W qualifies for highest classification of rebates
- Standard 0-10V dimming
- Rated lifetime of 70,000 hrs
- DLC listed for utility rebates

WARRANTY

7 Year Warranty



LISTINGS AND CERTIFICATIONS







TROFFER MODELS

MODEL NO.	DESCRIPTION	INPUT POWER (W)	CCT	DELIVERED LIGHT OUTPUT (LM)
FL-TF22-20W35K-D	2'x 2'	20	3500K	2728
FL-TF22-20W40K-D	2'x 2'	20	4000K	2786
FL-TF22-20W50K-D	2'x 2'	20	5000K	2844
FL-TF22-32W35KP-D	2'x 2'	32	3500K	3709
FL-TF22-32W40KP-D	2'x 2'	32	4000K	3766
FL-TF22-32W50KP-D	2'x 2'	32	5000K	3822
FL-TF24-35W35K-D	2'x 4'	35	3500K	5065
FL-TF24-35W40K-D	2'x 4'	35	4000K	5127
FL-TF24-35W50K-D	2'x 4'	35	5000K	5189
FL-TF24-50W35KP-D	2'x 4'	50	3500K	6919
FL-TF24-50W40KP-D	2'x 4'	50	4000K	7055
FL-TF24-50W50KP-D	2'x 4'	50	5000K	7192

LED Troffer

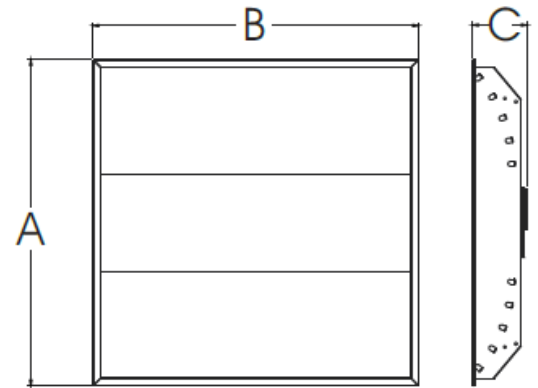
SPECIFICATION INFORMATION

Input Voltage	100-277V , 50/60Hz
Power Factor	> 0.9
Total Harmonic Distortion	<20%
Correlated Color Temperture (CCT)	3500K, 4000K, 5000K
Color Rendering Index	>80
Operating Temperature	-20° ~ +45°C

Wireless Remote	Controller Name	Model#
	Occupancy Sensor, Wall Mounted	EOSWU-W-EO
	Light Level Sensor, Ceiling Mounted	ELLSU-W-EO
	Relay Zone Controller	LEDRU-W-EO
	Double Rocker Pad	EDRPU-W-EO
	Single Rocker Pad	ESRPU-W-EO

MECHANICAL SPECIFICATIONS

Model Series	Dimensions (A x B x C)	Weight
FL-TF22	23.7" x 23.7" x 3.9"	7.7 lbs
FL-TF24	23.7" x 48.0" x 3.9"	16.0 lbs



ORDERING INFORMATION

Example: FL-TF22-20W35K-D

Example: FL-TF22-32W40KP-D

Model	Size	Input Power *	CCT	Product Identifier	Dimming Option
FL-TF	22 2' x 2'	-20 20W	35K 3500K	P 32W and 50W models only	-D 0-10V Dimming
		-32 32W	40K 4000K		
	24 2' x 4'	-35 35W	50K 5000K		
		-50 50W			

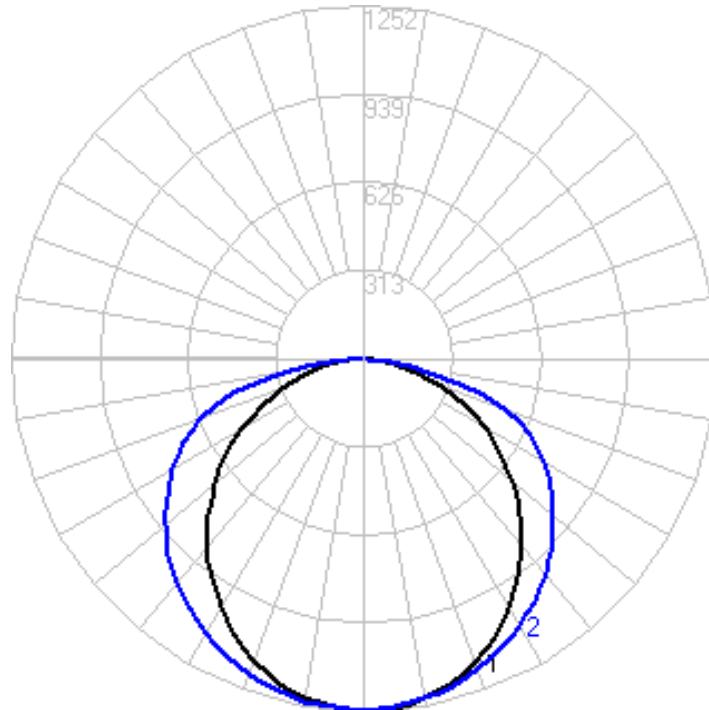
* 2' x 2' troffer is available in 20W and 32W,
2' x 4' troffer is available in 35W and 50W

Installation Kit

Surface Mount Kit	Dimension A x B x C
SMK-2x2-TF	23.826 x 23.826 x 3.914
SMK-2x4-TF	23.826 x 48.062 x 3.914

LED Troffer

PHOTOMETRY



Curve 1: 0 degree
Curve 2: 90 degree

2X2 32W 4000K

Performance Data

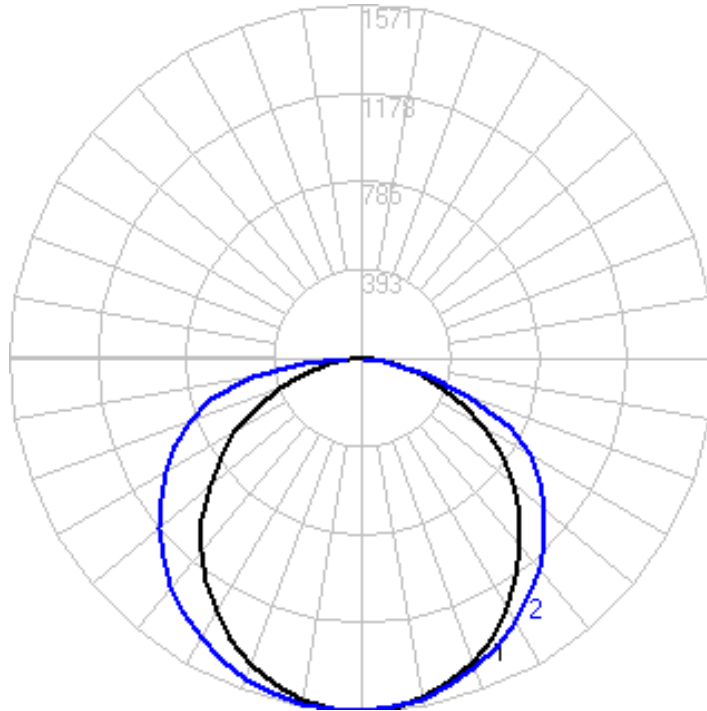
Delivered Lumens (lms)	3880
Input Wattage (W)	31.1
Efficacy (lpW)	124.7
Voltage (V)	120

Zonal Lumen Summary

Zone	Lumens	% of Fixture
0-30	973.9	25.10
0-40	1604.09	41.30
0-60	2912.72	75.10
0-90	3879.79	100.00
40-70	1841.37	47.50
60-80	875.76	22.60
0-180	3879.79	100.00

LED Troffer

PHOTOMETRY



Curve 1: 0 degree
 Curve 2: 90 degree

2X4 35W 4000K

Performance Data

Delivered Lumens (lms)	4892.8
Input Wattage (W)	34.5
Efficacy (lpW)	141.8
Voltage (V)	120

Zonal Lumen Summary

Zone	Lumens	% of Fixture
0-30	1226.43	25.10
0-40	2020.60	41.30
0-60	3667.48	75.00
0-90	4892.87	100.00
40-70	2314.34	47.30
60-80	1089.93	22.30
0-180	4892.87	100.00