



FOREST LIGHTING

Sustainable illumination



T5 LED Integrated Lamp

Forest Lighting T5 LED Integrated Lamps are designed to perform efficiently in conditions where fluorescent, halogen and low voltage luminaires have traditionally been used. Our LED tubes incorporate integral drivers, are self-supporting, and can be surface-mounted. Individual units can be plugged together for continuous lengths up to 20 feet. Forest Lighting T5 LED Integrated Lamps connect directly to line voltage and can be used in any interior space.

T5 INTEGRATED LAMP MODELS

MODEL NO.	NOMINAL LENGTH	INPUT POWER (W)	DELIVERED LIGHT OUTPUT (LM)
T5N2XX-TP	2'	9	1035
T5N3XX-TP	3'	12	1380
T5N4XX-TP	4'	16	1840

FEATURES & BENEFITS

- Operates directly from line voltage
- Usable as a stand alone fixture
- Units plug together
- Suitable for damp locations
- For use with G5 connectors
- Rated lifetime of 50,000 hrs
- DLC Listed for utility rebate

WARRANTY
5 Year Warranty



LISTINGS AND CERTIFICATIONS



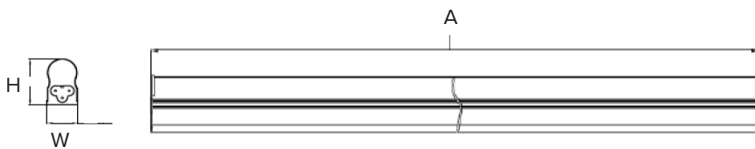
T5 Integrated LED Lamp

SPECIFICATION INFORMATION

Input Voltage	100-277V , 50/60Hz
Base	G5
Correlated Color Temperature (CCT)	3000K, 3500K, 4000K, 5000K
Color Rendering Index	>80
Beam Angle	120°
Operating Temperature	-20° ~ +40°C

MECHANICAL SPECIFICATIONS

Model Series	Dimensions		Weight
	A	H x W	
T5N2	22.90"	1.36" x 0.88"	5.29 oz
T5N3	34.25"	1.36" x 0.88"	7.40 oz
T5N4	47.12"	1.36" x 0.88"	9.52 oz



ORDERING INFORMATION

Example: T5N230-TP

Product	Size	CCT	TP
T5N	2 2'	30 3000K	
	3 3'	35 3500K	
	4 4'	41 4000K	
		50 5000K	

PARTS AND ACCESSORIES



T5 - EC
(Included)



12" T5 Power Connector,
(Included)



Clip
(Included)



Self-tapping Screw 2 pcs
(Included)



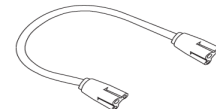
Plastic anchor 2pcs
(Included)



36" T5 Power Cord - INT-36-PC-TP
72" T5 Power Cord - INT-72-PC-TP
(optional)



36" T5 Power Cord - INT-36-PC-SWITCH-TP
72" T5 Power Cord - INT-72-PC-SWITCH-TP
(optional)



12" T5 Connector Cable - INT-M2M-J-TP
24" T5 Connector Cable - INT-M2M-J-24-TP
36" T5 Connector Cable - INT-M2M-J-36-TP
48" T5 Connector Cable - INT-M2M-J-48-TP
(optional)



T5 LED Integrated Lamp (Dimmable)



Forest Lighting T5 LED Integrated Lamps are designed to perform efficiently in conditions where fluorescent, halogen and low voltage luminaires have traditionally been used. Our LED tubes incorporate integral drivers, are self-supporting, and can be surface-mounted. Individual units can be connected together for continuous lengths up to 20 feet. Forest Lighting T5 LED Integrated Lamps connect directly to line voltage and can be used in any interior space.

T5 INTEGRATED LAMP MODELS

MODEL NO.	NOMINAL LENGTH	INPUT POWER (W)	DELIVERED LIGHT OUTPUT (LM)
T5N1XX-D-TP	1'	5	575
T5N2XX-D-TP	2'	9	1035
T5N3XX-D-TP	3'	12	1380
T5N4XX-D-TP	4'	16	1840

FEATURES & BENEFITS

- Operates directly from line voltage
- Usable as a stand alone fixture
- Units connect together
- Suitable for damp locations
- For use with G5 connectors
- Rated lifetime of 50,000 hrs
- DLC Listed for utility rebate
- Triac Dimming

WARRANTY
5 Year Warranty



LISTINGS AND CERTIFICATIONS



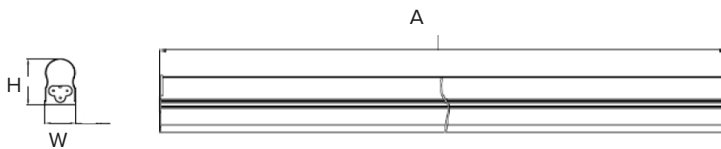
T5 Integrated LED Lamp (Dimmable)

SPECIFICATION INFORMATION

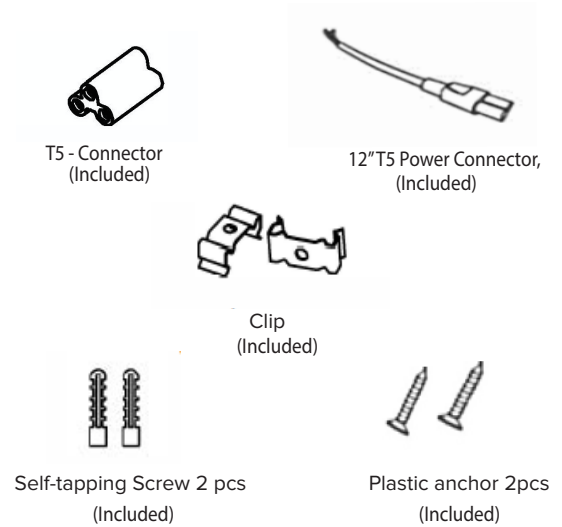
Input Voltage	120V , 50/60Hz
Base	G5
Correlated Color Temperature (CCT)	3000K, 3500K, 4000K, 5000K
Color Rendering Index	>80
Beam Angle	120°
Operating Temperature	-20° ~ +40°C

MECHANICAL SPECIFICATIONS

Model Series	Dimensions		Weight
	A	H x W	
T5N1	11.81"	1.36" x 0.88"	3.18 oz
T5N2	22.90"	1.36" x 0.88"	5.29 oz
T5N3	34.25"	1.36" x 0.88"	7.40 oz
T5N4	47.12"	1.36" x 0.88"	9.52 oz



PARTS AND ACCESSORIES



ORDERING INFORMATION

Example: T5N130-D- TP

Product	Size	CCT	Dimming option	TP
T5N	1 1'	30 3000K	D Triac Dimming	
	2 2'	35 3500K		
	3 3'	41 4000K		
	4 4'	50 5000K		

